
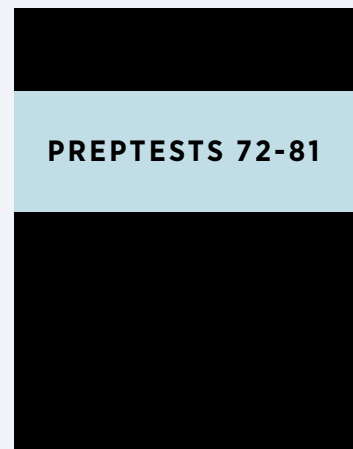
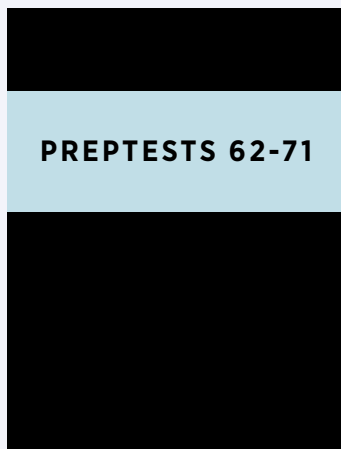
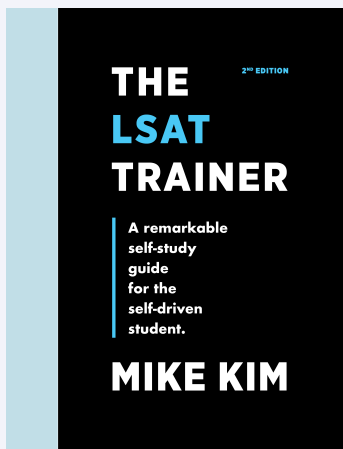


12 WEEK LSAT STUDY SCHEDULE



FOR USE WITH THE LSAT TRAINER + PRETESTS 62 - 81

Instructions

Page 3

Study Schedule

Pages 4 - 15 (unmarked)

Appendix

Pages 16 - 21

Instructions

Hello and welcome to your new study schedule! This schedule is designed to help you bring together the work that you do in The LSAT Trainer with the work that you'll do on real LSAT practice problems. It will help ensure that you cover all your bases, that you correctly allocate your focus and your study time, and that you organize your study process for maximum efficiency and results.

This study schedule is composed of three different types of assignments: individual **lessons**, or chapters, from The LSAT Trainer, **drill sets** of similar LSAT problems that have been grouped together, and full **practice exams**. You will use Practice Exams 62-81 for your drill sets and practice exams. These exams can be purchased directly through the LSAC (the makers of the LSAT) website, or in books of ten on Amazon and elsewhere.

A fourth component, **review**, should also be a central component of your study process. You should allocate some time for review after every lesson, drill, and practice exam, and I also encourage you to add in additional review-only study sessions whenever possible. More discussion of learning, drilling, practice exams, and review can be found in the appendix.

The following page has the full list of all assignments, organized by week. After that are biweekly schedule pages that you can use to allocate individual assignments to specific days. (I've also included a blank schedule page just in case you need it.) Following the biweekly schedule pages is a detailed breakdown of the problems that are assigned as part of each individual drill set. Any time you see a drill assigned on the schedule, simply refer to these "Drill Sets in Detail" pages to figure out exactly which problems you ought to solve for that assignment.

Notebook Organizer Pages

It can be helpful to keep a record of the work that you've accomplished, and, in particular, you want to keep track of the issues or problems that cause you the most trouble or that you want to make sure to review again. I provide free notebook organizer pages on the LSAT Trainer website for this purpose, so please check them out if you'd like.

Question Breakdown

The student resources page of the LSAT Trainer website also includes a breakdown of all Logical Reasoning and Logic Games problems from exams 29-81. This list can be especially useful when you are looking to find specific questions for additional drill work.

Final Tip: Don't be afraid to adjust

You might find a certain set of assignments easier and be able to master these assignments faster than expected, or you might find a certain question type more challenging and want to drill extra of it. Don't be afraid to change up your schedule as you go—after all, you will surely know more about what leads to LSAT success deeper into your studying than you do when you first begin. Extra spaces have been left in the biweekly to-do's boxes so that you can shift or add on to assignments as you see fit.

Assignments By Week

Here are all of your assignments, divided up by week. These assignments are also listed on your biweekly to-do pages.

Week One

Lesson 1. Introduction to the LSAT
Lesson 2. Logical Reasoning
Lesson 3. Logic Games
Lesson 4. Reading Comprehension
Take Diagnostic (Practice Exam #72)
Lesson 5. Flaws
Lesson 6. A Piece \neq The Puzzle

Week Two

Lesson 7. Apples Oranges
Lesson 8. $1 + 1 \neq 3$
Lesson 9. Flaw Review
Lesson 10. Diagramming
Lesson 11. Categories & Subsets
Lesson 12. Numbers Issues
Lesson 13. Conditional Rules
Lesson 14. Or Rules
Lesson 15. Diagramming Review
Drill Ordering Games from Set 1
Drill Grouping Games from Set 1

Week Three

Drill Ordering + Grouping &
Assignment Games from Set 1
Lesson 16. Problem Solving Process
Lesson 17. Flaw & Match the Flaw
Questions
Drill Flaw & Match the Flaw from Set 1
Lesson 18. Sufficient Assumption &
Supporting Principle
Drill Sufficient Assumption & Supporting
Principle from Set 1
Lesson 19. Required Assumption,
Strengthen, & Weaken
Drill Required Assumption, Strengthen,
& Weaken from Set 1
Lesson 20. A Review of Subjective
Questions
Lesson 21. A Brief Return to Games
Lesson 22. Reading for Reasoning
Structure

Week Four

Lesson 23. General Reading Strategies
Lesson 24. Reading Practice One
Lesson 25. Reading Practice Two &
Comparative Passages
Drill Reading Comprehension from Set 1
Take Practice Exam #73

Week Five

Lesson 26. General Question Strategies
Lesson 27. Minor Question Strategies
Lesson 28. Good and Great Solutions
Lesson 29. The Mastery Challenge
Drill Ordering Games from Set 2
Drill Grouping Games from Set 2
Drill Ordering + Grouping &
Assignment Games from Set 2
Lesson 30. Argument Structure
Questions
Drill ID the Conclusion, ID the Role,
Reasoning Structure, & Match the
Reasoning from Set 1
Lesson 31. LSAT Vocabulary
Lesson 32. Inference & Example

Week Six

Drill Inference & Example from Set 1
Lesson 33. ID the Disagreement &
Explain a Discrepancy
Drill ID the Disagreement & Explain This
from Set 1
Lesson 34. Logical Reasoning Strategy
Review
Lesson 35. General Question Strategies
Lesson 36. Comparative Passage
Question Strategies
Take Practice Exam #74

Week Seven

Drill Reading Comprehension from Set 2
Drill Flaw & Match the Flaw from Set 2,
& Basic Assumption from Set 1
Drill Sufficient Assumption & Supporting
Principle from Set 2
Drill Required Assumption, Strengthen,
& Weaken from Set 2
Drill ID the Conclusion, ID the Role,
Reasoning Structure, & Match the
Reasoning from Set 2
Drill Inference & Example from Set 2
Drill ID the Disagreement & Explain This
from Set 2
Lesson 37. Reading Comprehension
Review
Lesson 38. Reading Comprehension
Sample Section

Week Eight

Drill Reading Comprehension from Set 3
Drill Mixed Logic Games from Set 3
Practice Exam #75

Week Nine

Drill Mixed Logical Reasoning from Set 3
Lesson 39. Logic Games Review
Lesson 40. Logical Reasoning Review

Week Ten

Practice Exam #76
Practice Exam #77

Week Eleven

Practice Exam #78
Practice Exam #79

Week Twelve

Practice Exam #80
Practice Exam #81

To-Do's For Week 1

R	Lesson 1		
R	Lesson 2		
R	Lesson 3		
R	Lesson 4		
T	Practice Exam 72		
R	Lesson 5		
R	Lesson 6		

To-Do's For Week 2

R	Lesson 7	D	Grouping Games Set 1
R	Lesson 8		
R	Lesson 9		
R	Lesson 10		
R	Lesson 11		
R	Lesson 12		
R	Lesson 13		
R	Lesson 14		
R	Lesson 15		
D	Ordering Games Set 1*		

Daily Schedule

S		
M		
T		
W		
T		
F		
S		

Daily Schedule

S		
M		
T		
W		
T		
F		
S		

Notes

* Listed on page 12.	

R = read, T = take practice exam, D = drill

To-Do's For Week 3

D	Ordering + Grouping & Assignment Games Set 1	D	Req. Assumption, Str. & Weaken Set 1
R	Lesson 16	R	Lesson 20
R	Lesson 17	R	Lesson 21
D	Flaw & Match the Flaw Set 1	R	Lesson 22
R	Lesson 18		
D	Suff. Assumption & Supp. Principle Set 1		
R	Lesson 19		

To-Do's For Week 4

R	Lesson 23		
R	Lesson 24		
R	Lesson 25		
D	Reading Comp Set 1		
T	Practice Exam 73		

Daily Schedule

S		
M		
T		
W		
T		
F		
S		

Daily Schedule

S		
M		
T		
W		
T		
F		
S		

Notes

R = read, T = take practice exam, D = drill

To-Do's For Week 5

R	Lesson 26	D	ID the Concl., ID the Role, Reasoning Structure, & Match the Reasoning Set 1
R	Lesson 27		
R	Lesson 28		
R	Lesson 29	R	Lesson 31
D	Ordering Games Set 2	R	Lesson 32
D	Grouping Games Set 2		
D	Ordering + Grouping & Assignment Games Set 2		
R	Lesson 30		

To-Do's For Week 6

D	Inference & Example Set 1		
R	Lesson 33		
D	ID the Disagreement & Explain This Set 1		
R	Lesson 34		
R	Lesson 35		
R	Lesson 36		
T	Practice Exam 74		

Daily Schedule

S		
M		
T		
W		
T		
F		
S		

Daily Schedule

S		
M		
T		
W		
T		
F		
S		

Notes

R = read, T = take practice exam, D = drill

To-Do's For Week 7

D	Reading Comp. Set 2	D	Inference & Example Set 2
D	Flaw & M. the Flaw Set 2; Basic Assumptions Set 1	D	ID the Disagreement & Explain This Set 2
D	Suff. Assumption & Supp. Principle Set 2	R	Lesson 37
		R	Lesson 38
D	Req. Assumption, Str. & Weaken Set 2		
D	ID the Concl., ID the Role, Reasoning Structure, & Match the Reasoning Set 2		

To-Do's For Week 8

D	Reading Comp. Set 3		
D	Logic Games Set 3		
T	Practice Exam 75		

Daily Schedule

S		
M		
T		
W		
T		
F		
S		

Daily Schedule

S		
M		
T		
W		
T		
F		
S		

Notes

R = read, T = take practice exam, D = drill

To-Do's For Week 9

D	Logical Reasoning Set 3		
R	Lesson 39		
R	Lesson 40		

To-Do's For Week 10

T	Practice Exam 76		
T	Practice Exam 77		

Daily Schedule

S		
M		
T		
W		
T		
F		
S		

Daily Schedule

S		
M		
T		
W		
T		
F		
S		

Notes

R = read, T = take practice exam, D = drill

To-Do's For Week 11

T	Practice Exam 78		
T	Practice Exam 79		

To-Do's For Week 12

T	Practice Exam 80		
T	Practice Exam 81		

Daily Schedule

S		
M		
T		
W		
T		
F		
S		

Daily Schedule

S		
M		
T		
W		
T		
F		
S		

Notes

R = read, T = take exam, D = drill

Drill Sets in Detail

Here is a list of the specific problems and games to be solved as part of each assigned drill set.

Ordering Games Set 1

PT	S	Games
62	3	1, 4
63	2	2, 3, 4
64	2	1

Grouping Games Set 1

PT	S	Games
62	3	2
63	2	1
64	2	3, 4

Ordering + Grouping & Assignment Games Set 1

PT	S	Games
62	3	3
64	2	2 (Assignment)

Flaw Set 1

PT	S	#	S	#
62	2	5, 8, 11*	4	10, 13, 19
63	1	3, 23, 25	3	2, 14, 18
64	1	5, 7, 16, 19, 24	3	2, 4, 6, 11, 14

* = response

Match the Flaw Set 1

PT	S	#	S	#
62	2	7	4	9
63	1	24	3	25
64	1	9	3	23

Sufficient Assumption Set 1

PT	S	#	S	#
62	2	9, 15, 17	4	16, 18
63	1	10	3	17, 22, 24
64	1	11, 13	3	21, 26

Supporting Principle Set 1

PT	S	#	S	#
62	2	1*, 26	4	2^, 15, 20
63	1	15, 22	3	3*, 23
64	1	12	3	(/)

* = illustrated prin., ^ = conform to prin.

Strengthen Set 1

PT	S	#	S	#
62	2	2, 3, 4, 16	4	3, 22
63	1	16, 18	3	21
64	1	17, 22	3	9, 17, 24

* = except

Weaken Set 1

PT	S	#	S	#
62	2	22	4	5, 14
63	1	2, 7*	3	9, 16
64	1	4, 8, 10, 13	3	15

* = except

Required Assumption Set 1

PT	S	#	S	#
62	2	12, 25	4	23
63	1	5, 19	3	6, 11, 15
64	1	15	3	12, 19

Drill Sets in Detail

Reading Comp Set 1

PT	S	
62	1	Solve All Problems
63	4	
64	4	

Ordering Games Set 2

PT	S	Games
65	2	1, 2, 4
66	3	2, 4
67	3	2

Grouping Games Set 2

PT	S	Games
65	2	3
66	3	3
67	3	1, 4

Ordering + Grouping & Assignment Games Set 2

PT	S	Games
66	3	1
67	3	3

I.D. the Conclusion Set 1

PT	S	#	S	#
62	2	10	4	1, 12
63	1	8, 13	3	10
64	1	1	3	(/)

I.D. the Role Set 1

PT	S	#	S	#
62	2	(/)	4	4
63	1	(/)	3	1
64	1	14, 25	3	10, 16

Reasoning Structure Set 1

PT	S	#	S	#
62	2	14*	4	21
63	1	17	3	19
64	1	3	3	(/)

* = Response

Match the Reasoning Set 1

PT	S	#	S	#
62	2	(/)	4	25
63	1	21	3	20
64	1	21	3	25

Inference Set 1

PT	S	#	S	#
62	2	6, 19, 21, 24*	4	6, 8, 11, 24
63	1	1, 6, 9, 12, 20	3	5, 7, 13
64	1	2, 18, 20	3	1, 3, 22

* = must be false

Give an Example Set 1

PT	S	#	S	#
62	2	13, 18*	4	(/)
63	1	11	3	(/)
64	1	(/)	3	18

* = except

I.D. the Disagreement Set 1

PT	S	#	S	#
63	1	14	3	4
64	1	(/)	3	5, 7

Explain This Set 1

PT	S	#	S	#
62	2	20	4	7, 17*, 26*
63	1	4	3	8, 12, 26
64	1	6	3	8, 13

* = except

Reading Comp Set 2

PT	S	
65	3	Solve All Problems
66	1	
67	1	

Drill Sets in Detail

Flaw Set 2

PT	S	#	S	#
65	1	8, 15, 17, 20	4	8, 11*, 26
66	2	1, 8, 11, 13*, 15, 21	4	1, 22, 25
67	2	9, 13, 21	4	9, 14, 21

* = response

Match the Flaw Set 2

PT	S	#	S	#
65	1	11	4	23
66	2	24	4	24
67	2	23	4	25

Basic Assumption Set 1

PT	S	#	S	#
65	1	3*	4	7^

* = least useful to know,
^ = useful to know

Sufficient Assumption Set 2

PT	S	#	S	#
65	1	16	4	(/)
66	2	6, 19	4	17, 20
67	2	(/)	4	13

Supporting Principle Set 2

PT	S	#	S	#
65	1	24	4	5, 18^, 23^
66	2	7, 9*, 12	4	2, 11
67	2	8, 15, 18	4	7, 8

* = conform to prin., ^ = illustrated prin.

Strengthen Set 2

PT	S	#	S	#
65	1	1, 13, 14, 19	4	22
66	2	3*, 17	4	12, 16
67	2	3, 25	4	4

* = except

Weaken Set 2

PT	S	#	S	#
65	1	5	4	3, 19*
66	2	5	4	4, 6^, 8
67	2	1, 17	4	6, 10, 24

* = except, ^ = response

Required Assumption Set 2

PT	S	#	S	#
65	1	18, 21	4	2, 13, 20
66	2	2, 4, 10	4	3, 7
67	2	6, 14	4	2, 11, 16, 18

I.D. the Conclusion Set 2

PT	S	#	S	#
65	1	2, 9	4	14
66	2	18	4	5, 9, 26
67	2	(/)	4	1

I.D. the Role Set 2

PT	S	#	S	#
65	1	10, 22	4	12, 21
66	2	(/)	4	(/)
67	2	12, 20, 22	4	22

Reasoning Structure Set 2

PT	S	#	S	#
65	1	(/)	4	16*
66	2	25	4	(/)
67	2	(/)	4	12

* = response

Drill Sets in Detail

Match the Reasoning Set 2

PT	S	#	S	#
65	1	(/)	4	17
66	2	16	4	13
67	2	19	4	19

Inference Set 2

PT	S	#	S	#
65	1	4, 7, 25	4	6, 9, 15
66	2	14, 22	4	21
67	2	5, 7, 11, 24	4	5, 15, 17, 20

Give an Example Set 2

PT	S	#	S	#
65	1	6	4	(/)
66	2	(/)	4	14
67	2	(/)	4	(/)

I.D. the Disagreement Set 2

PT	S	#	S	#
65	1	23	4	4, 25
66	2	20	4	19, 23
67	2	10, 16	4	(/)

Explain This Set 2

PT	S	#	S	#
65	1	12	4	1, 10
66	2	23	4	10, 15, 18
67	2	2, 4*	4	3, 23

* = except

Reading Comp Set 3

PT	S	
68	1	Solve All Problems
69	3	
70	2	
71	4	

Mixed Games Set 3

PT	S	
68	4	Solve All Problems
69	2	
70	3	
71	2	

Mixed Logical Reasoning | Set 3

PT	S	S	
68	2	3	Solve All Problems
69	1	4	
70	1	4	
71	1	3	

Appendix

This appendix contains a summary of assigned work, as well as some general advice about learning, drilling, practice exams, and reviewing your work.

List of Assignments

Here is a list of the lessons, drills, and practice exams to be completed.

Lessons *(in The LSAT Trainer)*

Introductions

1. Introduction to the LSAT
2. Logical Reasoning
3. Logic Games
4. Reading Comprehension

Logical Reasoning Set One

5. Flaws
6. A Piece \neq The Puzzle
7. Apples Oranges
8. $1 + 1 \neq 3$
9. Flaw Review

Logic Games Set One

10. Diagramming
11. Categories & Subsets
12. Numbers Issues
13. Conditional Rules
14. Or Rules
15. Diagramming Review

Logical Reasoning Set Two

16. Problem Solving Process
17. Flaw & Match the Flaw Questions
18. Sufficient Assumption & Supporting Principle
19. Required Assumption, Strengthen, & Weaken
20. A Review of Subjective Questions
21. A Brief Return to Games

Reading Comprehension Set One

22. Reading for Reasoning Structure
23. General Reading Strategies
24. Reading Practice One
25. Reading Practice Two & Comparative Passages

Logic Games Set Two

26. General Question Strategies
27. Minor Question Strategies
28. Good and Great Solutions
29. The Mastery Challenge

Logical Reasoning Set Three

30. Argument Structure Questions
31. LSAT Vocabulary
32. Inference & Example
33. Identify the Disagreement & Explain a Discrepancy
34. Logical Reasoning Strategy Review

Reading Comprehension Set Two

35. General Question Strategies
36. Comparative Passage Question Strategies
37. Reading Comprehension Review
38. Reading Comprehension Sample Section

Final Review

39. Logic Games Review
40. Logical Reasoning Review

Drills *(in order assigned)*

- Ordering Games from Drill Set 1
- Grouping Games from Drill Set 1
- Ordering + Grouping & Assignment Games from Drill Set 1
- Flaw & Match the Flaw from Drill Set 1
- Sufficient Assumption & Supporting Principle from Drill Set 1
- Required Assumption, Strengthen, & Weaken from Drill Set 1
- Reading Comprehension Drill Set 1
- Ordering Games from Drill Set 2
- Grouping Games from Drill Set 2
- Ordering + Grouping & Assignment Games from Drill Set 2
- ID the Conclusion, ID the Role, Reasoning Structure, & Match the Reasoning from Drill Set 1
- Inference & Example from Drill Set 1
- Identify the Disagreement & Explain This from Drill Set 1
- Reading Comprehension Drill Set 2
- Flaw & Match the Flaw from Drill Set 2; Basic Assumption from Drill Set 1
- Sufficient Assumption & Supporting Principle from Drill Set 2
- Required Assumption, Strengthen, & Weaken from Drill Set 2
- ID the Conclusion, ID the Role, Reasoning Structure, & Match the Reasoning from Drill Set 2
- Inference & Example from Drill Set 2
- Identify the Disagreement & Explain This from Drill Set 2
- Reading Comprehension Drill Set 3
- Mixed Logic Games Drill Set 3
- Mixed Logical Reasoning Drill Set 3

The specific problems assigned for each drill set are listed starting on page 12.

Practice Tests

This study schedule utilizes exams 72 - 81 for full practice tests. You will be assigned four throughout your general study process, then six more toward the end of your prep.

Lastly, here is some general information and advice about learning the LSAT, drilling, taking practice exams, and reviewing your work.

About Learning

MAIN GOALS

to develop **understanding**

understanding of the issues that are tested, and of how the exam tests those issues

to discover effective **strategies**

strategies for specific challenges, and for the test as a whole

In order to get better at the LSAT, it is essential that you increase your understanding of the exam and of the issues underlying its design, and that you learn effective strategies for overcoming the challenges that various problems present.

The LSAT Trainer is designed to be a comprehensive learning guide, and should provide you with all of the instruction and strategies that you need in order to perform at your best on test day.

However, it's important to keep in mind that the LSAT is a test of how you think, rather than what you know. So, make sure to think of the learning portion of your prep as a means to an end: **the purpose of learning more about the exam, and of learning more effective strategies, is to ultimately develop the proper skills and habits that allow you to perform at your best on test day.**

Thus, ideally, you want to do most of your learning toward the beginning of your preparation, and leave plenty

of time afterward to focus on drilling and taking practice exams. The trainer study schedule is designed to help ensure that you combine all three facets effectively during your prep. Of course, even during the latter phases of your study process, the hope is that you expand on your understanding and your strategies, and you'll want to return to the trainer from time to time to review prior lessons or to reflect on your experiences.

About Drilling

MAIN GOALS

develop effective **skills**

skills that allow you to handle the big and small challenges thrown your way

develop effective **habits**

habits that help you utilize the right skills at the right time

Think of **drilling** as the LSAT equivalent of the hours an athlete spends working in the gym on different parts of his or her skill set—it's the less glamorous part of your prep, but it's also arguably the most important—it's the part of the process where you actually *get good* at the LSAT.

Toward the beginning of your practice, it's best to do smaller sets of problems, so that when you go to review (more on review in just a bit) the process of how you solved a particular problem, or a particular game, is still fresh in your mind. If you review your work every

fifth Logical Reasoning question, rather than every twentieth, for example, your memory of how you solved any one particular problem will be far more accurate, and your personal critique of this process more impactful. Later on in your practice, I recommend that you start drilling longer and longer sets of problems, so that you can ramp up the development of habits, and strengthen your mental endurance.

Similarly, I recommend that at the beginning of your prep, you mostly drill small sets of like problems—Logical Reasoning questions all of one type,

for example, or Logic Games that all share a lot of characteristics in common. As you get deeper into your prep, you want to start mixing up the question types more and more. The intent of this progression is to first develop specific skills that are fine-tuned for specific instances, and then to get gradually better and better at bringing your skills together.

About Practice Tests

MAIN GOALS

to **evaluate**

develop a more accurate sense of the exam and of your own strengths and weaknesses

to **prepare for test day**

get ready to represent your skills at their best

Your LSAT preparation should also include full practice exams. Let's quickly discuss the changing role that practice tests should play during the various stages of your preparation.

At the beginning of your studying,

it's best to take one or two practice exams so that you can start developing a more accurate sense of what the test is actually like, and so that you can start to develop a sense of which areas you need to work on most.

For most students, the initial score is not of very much importance—it's about as predictive as your first attempt at bowling or playing chess. So don't worry about it too much (I know—easier said than done). Correctly allocating study time is an important part of studying well, and practice exams are extremely clarifying in terms of helping you determine where you need to invest your time and energy. So, make sure you use your practice exams to figure out what you need to work on most.

I also recommend taking one or two practice exams **in the middle stages of your preparation**, so that you can keep the ultimate end task—the big

challenge that you're up against—as visceral as possible. The tests you take in the middle of your preparation also serve to help you assess where you are making more progress and where you are making less.

Keep in mind that it's very, very common for scores to fluctuate in these early stages—you should not take such fluctuations to mean dramatic shifts in your abilities (“Yes, I got much better! Oh no, I got much worse!”); rather, they are more indicative of the fact that you are changing your processes (as you should) and, because you are in the middle of a transformation, you should expect inconsistent results. Of far more concern would be a series of practice exams with very similar results (which would be a fairly strong indication of you *not* changing).

Toward the end of your preparation, practice tests (and the review of them—more about review on the next page) should become your first priority. Up to this point, you've spent a lot of time building up individual skills, and now you'll want to work on bringing them together. The challenge of knowing when to utilize particular skills, and the challenge of jumping from one type

of task to another, are not easy ones, and practice exams are the best way to get better and better at bringing your various skills together.

Additionally, you'll want to make sure to utilize these final practice exams to firm up your overall test strategies, especially your timing strategies. The vast majority of test takers go into the exam with half-baked timing strategies, and utilize their time inefficiently during the exam. If you can go in with practiced and habitual test strategies, it will give you a significant advantage.

Especially as you get closer and closer to the exam, you want to take every practice test as realistically as possible. A common issue, and something to avoid, is developing one set of “practice habits” and one set of “real-time habits;” that is, one way of solving questions when you are relaxed, and a different way of solving them when you are under pressure. Do your best to mimic the pressure of the exam during your practice exams as realistically as possible, and you can mitigate this issue.

About Review

MAIN GOALS

to assess **understanding**

review can reveal issues you hadn't considered before, or weaknesses in your understanding

to assess **processes**

review can help you evaluate which skills and habits are strong, and which ones need more work

Effective review is critical to your improvement. It helps you understand issues more deeply, and it helps you figure out what you've mastered and what you need to learn more about, and what's working and what's not.

In general, you should think of your review not only as a chance to think about the particular problems that you just solved, but also as a chance to think more generally about the test as a whole. How does one particular problem match your understanding of that question type, or how does it differ from your understanding? If it differs, what does that reveal? Is there something missing in your understanding, or is it incorrect in some way?

Perhaps even more importantly, you want to use your review to think about your general processes—the habits you utilize while solving problems. Even for the questions that you get correct, you want to think about the specific steps that led you to getting to that right answer, and just as importantly you want to think about the mis-steps that led to you having the wrong types of

thoughts, being attracted to the wrong answers, or simply just wasting time thinking about issues that ultimately were not important.

Such self-awareness is not necessary for getting a top score—one can be a top-scorer without having any sense of why or how. However, such self-awareness is absolutely essential for improvement. If you want to get better, you need to be able to accurately assess yourself. Here are some more specific tips to help ensure more effective review:

1) Get in the habit of marking questions for which you are uncertain of the answer, or questions which took you too much time, as you are doing your drill work or taking your practice exams. Pay particular attention to the questions you thought you got right—the ones you didn't mark as uncertain—but that you ended up getting wrong. These can be very useful for correcting bad habits or misunderstandings.

2) During review, always make sure you understand every aspect of every

problem. In particular, it can be helpful to think carefully about incorrect answers—what makes them wrong, and what type of thinking would lead to them being attractive.

3) During review, always make sure you think about process, and match up your actual experience with “ideal” actions. This can be helpful even with questions you got correct—think about the most efficient and effective ways you could have diagrammed games, thought of Logical Reasoning arguments, and so on, and always work to shrink the gap between actual experiences and that ideal.

4) Keep track of the problems that cause you the most difficulty. Return to them periodically throughout your prep and keep re-solving them until they no longer seem difficult. Periodically think about the collection of difficult problems as a whole, to see what the list tells you about your strengths and weaknesses, and about how you ought to allocate your focus and your resources.